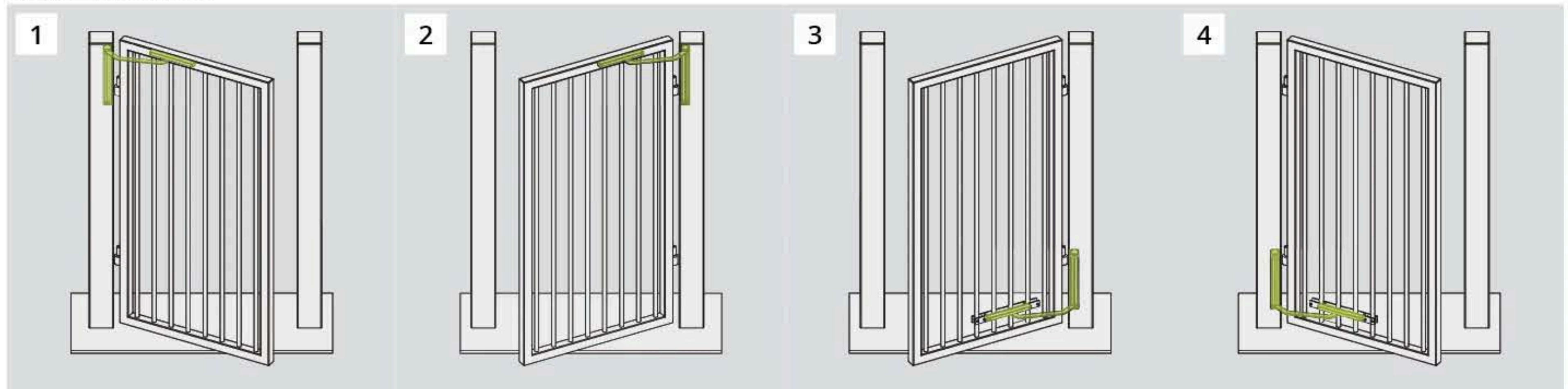


14 Versatile Mounting Options

Mounting Bracket Kit for (**DCAC633-9004**) must be used when installing the closer on push side posts or pull side walls.

Mounting Plate for Guide Rail (**DCAC632-9004**) must be installed when closer is mounted on fence pickets.

Post - Pull side



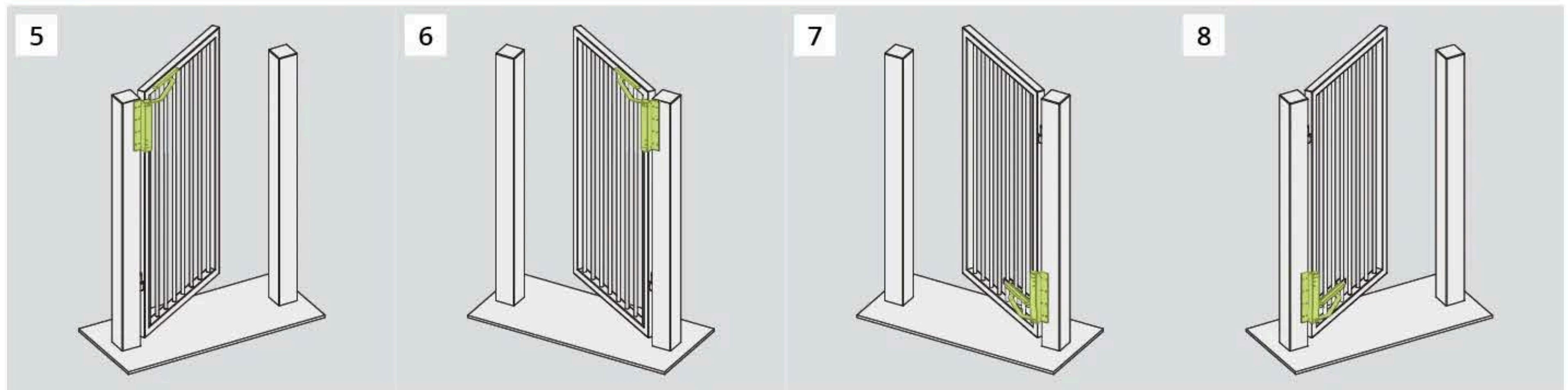
Product Code DC622G-L-9004

DC622G-R-9004

DC622G-L-9004
DCAC632-9004

DC622G-R-9004
DCAC632-9004

Post - Push side



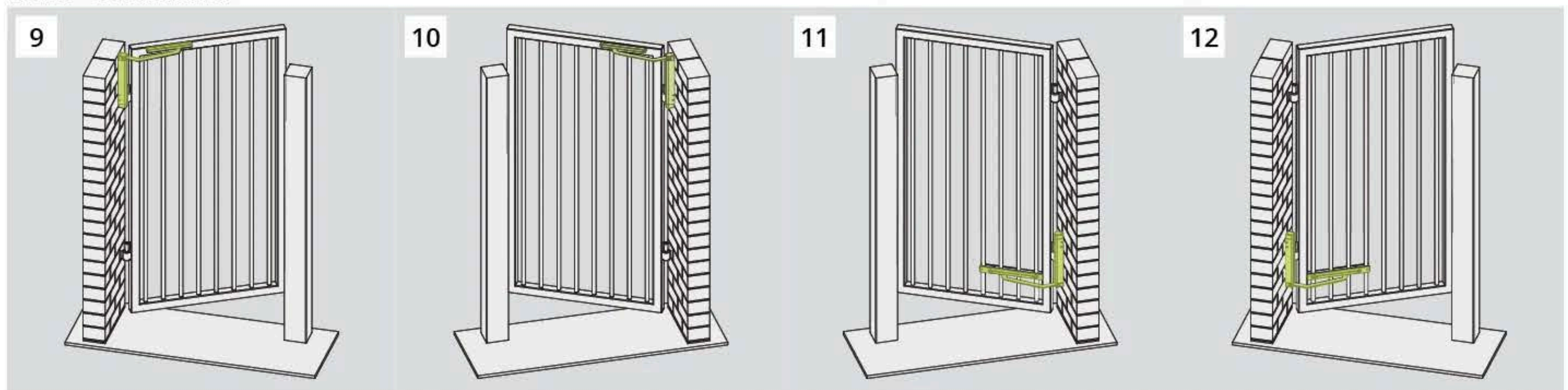
Product Code DC622G-R-9004
DCAC633-9004

DC622G-L-9004
DCAC633-9004

DC622G-R-9004
DCAC633-9004
DCAC632-9004

DC622G-L-9004
DCAC633-9004
DCAC632-9004

Wall - Push side



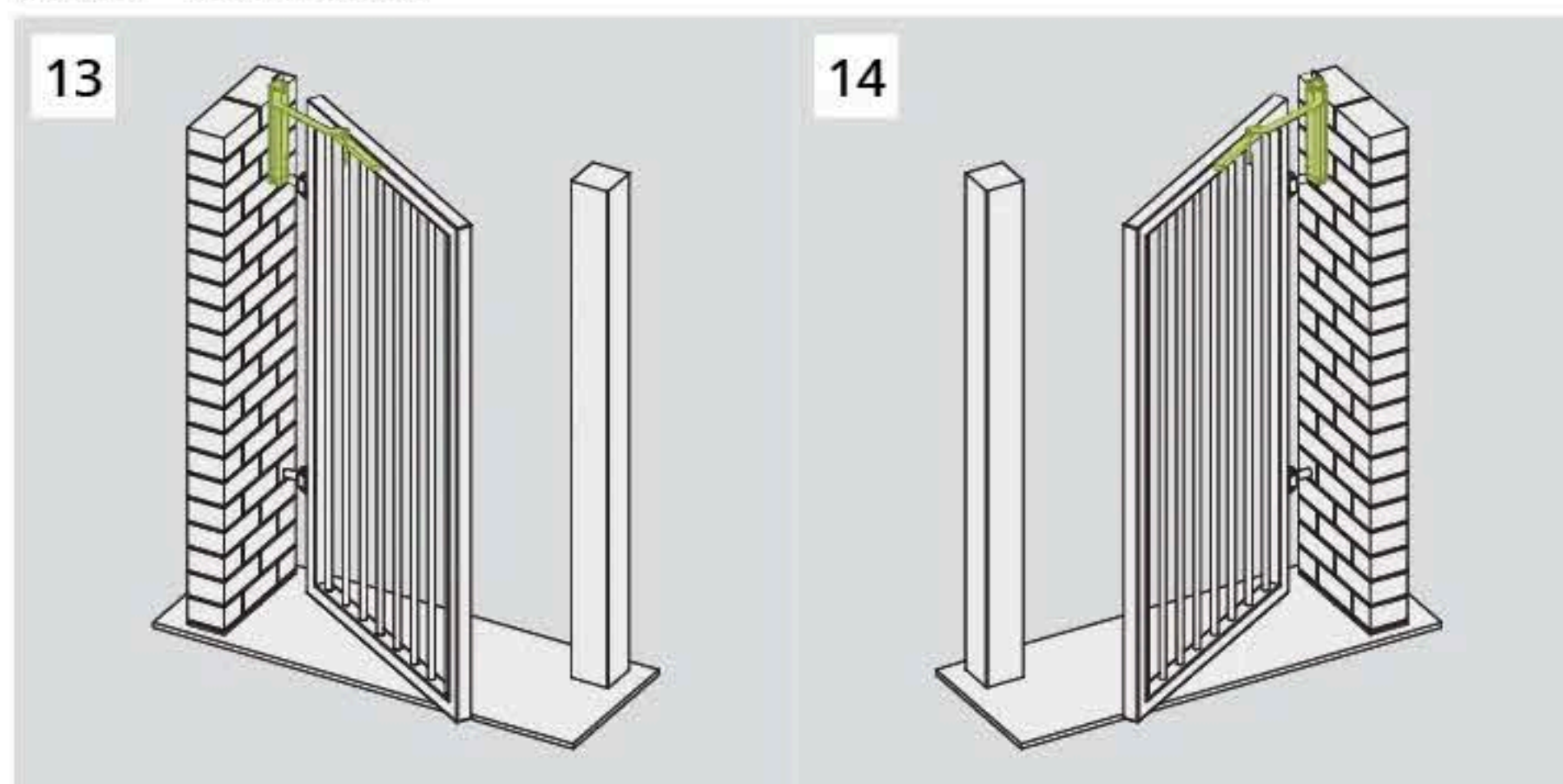
Product Code DC622G-R-9004

DC622G-L-9004

DC622G-R-9004
DCA632-9004

DC622G-L-9004
DCA632-9004

Wall - Pull side



Product Code DC622G-L-9004
DCA633-9004

DC622G-R-9004
DCA633-9004

Feel the difference with Cam-Motion® Technology

The DC622G Gate Closer, powered by 3D Cam-Motion® Technology, brings high-end performance to pedestrian and security gates. It enables less effort to open the gate, ensuring comfortable operation and barrier-free access, then shuts the gate tight, without force.

Unlike traditional gate-closing technology, 3D Cam-Motion® does the heavy lifting, so your customers don't have to, delivering smoother gate operation than traditional rack-and-pinion closers. No hard pushing or pulling — just easy, natural movement that's elbow-friendly and ideal for kids, seniors, and anyone with limited mobility.